



aebi
a brand of aebi schmidt

TT 206⁺ / TT 211⁺

Slope tractor



These two compact Terratrak models are light, maneuverable and can be used safely on any slope. With a low dead weight, a high payload and optimized hydraulics, the machines deliver the highest work performance in their class with maximum soil protection.

Highlights


- Stepless travel with **powerful hydrostatic travel drive**
- Strong chassis with high payload for **use of larger attachments with high working performance**
- Efficient and stress-free work thanks to **simple and logical operating concept**
- State-of-the-art hydraulic technology for economical work **in agriculture and municipal services**

Your benefits

- **Safety:** Low center of gravity and low dead weight for safe driving in demanding terrain.
- **Driving and operating comfort:** Convenient operation with infinitely variable working speed and spacious cab.
- **Productivity:** Superior maneuverability and automated workflows for superior area performance.
- **Soil protection:** Wide low-pressure tires and the proven all-wheel steering system prevent soil compaction and protect the turf.
- **Year-round use:** Wide range of attachments for summer and winter service.

On a slope? The TT 211+ goes where others give up!
Precision, performance and maximum control,
even when things get steep.





Thanks to the **intuitive operating concept with central control lever**, the focus remains on the work - for greater efficiency and safety during use.

Performance features

Driving characteristics

Stepless travel drive

The travel speed is continuously variable and can be controlled either via the travel lever or the foot pedal. The hydrostatic travel drive creates a permanent frictional connection between the engine and the wheels, allowing the vehicle to be maneuvered safely and precisely - even on extreme slopes.



Terrain adaptation

The front axle can twist relative to the rear axle. This twisting enables precise adaptation of the attachments to the terrain.



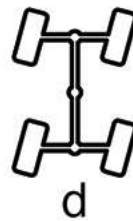

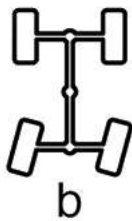
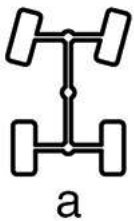
Balanced weight distribution

Both Terratrak models distribute their weight evenly over all wheels. This increases slope capability, protects the soil and reduces tire wear.



Four steering modes

At the touch of a button, you can switch between front (a), rear (b), all-wheel (c) and crab steering (d) while driving. From 25 km/h driving speed, the Terratrak automatically switches to front steering.



Axle differential lock

The chassis features front, rear and longitudinal differential locks as standard. All axle locks are individually switchable at the push of a button.

Hydraulics

Front and rear linkage

The category I front linkage has a lifting capacity of 1,300 kg and a standard side shift of up to 400 mm. The catch hook is positioned close to the vehicle, which means that the attachment is guided close to the front axle and adapts optimally to the terrain. The rear linkage complies with categories I & II and has a lifting capacity of 1,200 kg. When coupling or uncoupling the attachments, the „Lift“ and „Lower“ linkage functions inside the cabin or a freely selectable control unit for the operation outside the cabin can be used.




Relief hydraulics

The relief hydraulics allow the attachment to glide over the ground with freely adjustable contact pressure. Together with the laterally oscillating implement suspension, this results in precise adaptation to the course of the terrain and guarantees clean work results.



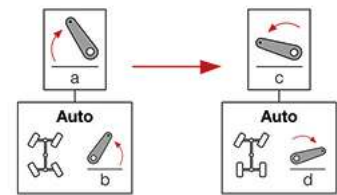
Vibration absorption

The Terratrak's front hydraulics and optional rear hydraulics compensate for vibrations from the attached implements and absorb shocks. This enables faster shifting movements, improves driving safety, increases driving comfort and protects the machine.



Automated workflows

The linkage function combines recurring work steps in an automated sequence. As an example, when mowing, after raising the mower at the front (a), the machine can automatically engage four-wheel steering for the turn and raise the conditioner at the rear (b). If the operator lowers the front linkage again, (c) the front steering activates again and the rear implement lowers (d). The linkages are freely programmable, either simultaneously or with a delay, and save a lot of time during maneuvering.



Workplace

Cockpit

The modern cockpit impresses with plenty of space and an ergonomic arrangement of the controls. Holders for the cell phone and a drinking bottle up to 1.5 l are within easy reach for the driver. For even more comfort in the panoramic cab, heating, dust filter and air conditioning are optionally available.

Operating concept

The operator's left hand steers the vehicle, while the right hand controls the direction of travel, speed and linkage functions via the travel lever. The display instrument with color display always informs the driver about all important data. The intuitive operating concept of Aebi vehicles is applied across all products and remains the most innovative system on the market.

Comfort seat and swivel mechanism

For even greater driving comfort, the seat can be supplemented with air suspension. The optional swivel device allows the driver to sit upright in steep shift line drives.



Reversible fan

The large radiator is easily accessible and can be folded back for cleaning. The standard reversible fan changes the direction of rotation automatically and at intervals during operation.



LED lighting

LED lighting for brightest illumination of the working fields and good visibility in road traffic.



Agricultural technology

In agricultural applications, the TT 206+ / TT 211+ is a convincing choice for:

- Mowing
- Forage harvesting
- Litter harvesting in wet areas
- Pasture care
- Fertilizing



Municipal technology

In municipal technology, the Terratrak shows its strengths to the full in the following work and areas of application:

- Maintenance of embankments and dams
- Management of parks and green areas
- Mowing in wet areas and nature reserves



Winter service

As a year-round implement carrier, the TT 206+ / TT 211+ can also be used in the cold season with:

- Snow plough
- Snow blower
- Spreader
- Brine sprayer



Tires

The basic equipment of the tires is adjusted to the future operating terrain. This gives each machine excellent traction and the best safety on slopes. These properties can be further improved with the dual tires. The dual tires can be mounted easily and conveniently thanks to quick-release fasteners.

Ground protection

The wide low-pressure tires and additional dual tires that can be mounted at the front and rear provide a large contact area. Together with the low dead weight of the Terratrak, this results in very low ground pressure. This protects the turf and results in virtually no soil compaction.

Base tires | Dual tires | Turf tires



31x15.50-15 Terra



31x15.50-15 AS



31x15.50-15 Terra 6.50-16/15.0



31x15.50-15 AS 6.50-16/15.0



31x15.5-15 Rasen

Gallery





Variants

TT 206+

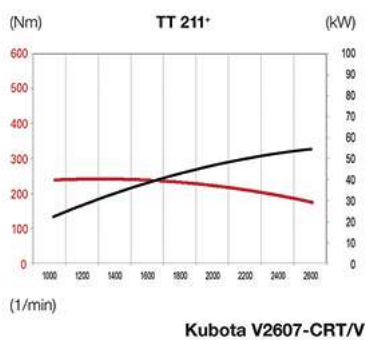
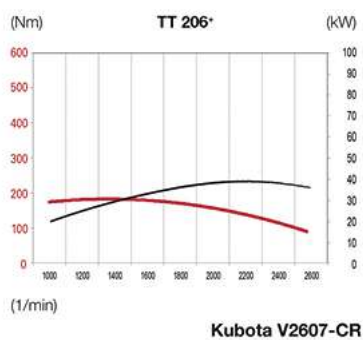


42 kw / 57 hp
 174 Nm @ 1,600 1/min
 Stage V
 3.0 t max. total weight

TT 211+



53 kw / 72 hp
 225 Nm @ 1,600 1/min
 Stage V
 3.5 t max. total weight




Related products

TT 241⁺ / TT 281⁺

Slope tractor





More power, less strain on the ground - the TT 211+ masters large areas and ensures **extremely gentle work on sensitive ground** thanks to optimum weight distribution and all-wheel steering.

Technical data

	TT 206 ⁺	TT 211 ⁺
Chassis and tires		
Differential lock, front/rear axle	yes	yes
Front steering	yes	yes
All-wheel steering	yes	yes
Rear steering	yes	yes
Crab steering	option	option
Turning circle	3,000 mm	3,000 mm
Basic tires	31x15.50-15	31x15.50-15
Twin tires at front and rear	option	option
Drive system - Engine		
Engine type	Kubota V2607-CR	Kubota V2607-CRT
Number of cylinders	4	4
Exhaust emission	Stage V	Stage V
Displacement	2,615 cm ³	2,615 cm ³
Fuel	Diesel	Diesel
Performance	42 kW (57 HP) @ 2,700 1/min	53 kW (72 HP) @ 2,700 1/min
Max. torque at speed	174 Nm	225 Nm
Torque rise	32 %	24 %
Drive	Stepless hydrostatic	Stepless hydrostatic
Diesel tank capacity	70 l	70 l
Hydraulic output	40 l/min	40 l/min
Electrics		
Electrical system	12 V, 130 A	12 V, 130 A
Battery capacity	100 Ah	100 Ah
Lifting gears		
Front lifting frame with side shift	yes	yes
Side shift left	200 mm	200 mm
Side shift right	200 mm	200 mm
Lifting capacity front	1,300 kg	1,300 kg
Lifting capacity rear	1,200 kg	1,200 kg
Relief and vibration damping front	yes	yes
Relief and vibration damping rear	option	option
Cabin and equipment		
Fully glazed driver's cab, heating/defrosting unit	option	option
Bottle holder	yes	yes
Universal box	yes	yes
Mobile phone holder	yes	yes
Radio pre-installation	yes	yes
Air conditioning unit manual	option	option
On-board computer	yes	yes
Multifunctional control lever	yes	yes
Speed		
Speed slow range	14 km/h	14 km/h
Speed fast range	40 km/h	40 km/h
Dimensions		
Length incl. lifting gears	3,550 mm	3,550 mm
Width with single tires	1,890 mm	1,890 mm
Width with twin tires	2,330 mm	2,330 mm
Height	2,090 mm	2,090 mm
Weights		
Empty weight	1,850 kg	1,900 kg
Total weight	3,000 kg	3,500 kg
Max. permissible front axle load	1,900 kg	1,900 kg
Max. permissible rear axle load	1,900 kg	1,900 kg
Towing capacity unbraked	900 kg	900 kg
Towing capacity braked (overrun brake system)	3,500 kg	3,500 kg



Aebi Schmidt Holding AG
Lindbergh-Allee 1
CH-8152 Glattpark, Switzerland
Phone: +41 44 308 58 00
www.aebi-schmidt.com

© Aebi Schmidt Group
All rights reserved.
Technical data is subject to change.
Illustrations are not binding.
Errors and amendments excepted.

Document created on 12 JUL 2025